



Brush Panel 1U

HOT



(For Cable entry and against dust) **ORDER NO.: KLM-882162: 19" Brush Panel**


Accessories



Wiring Management Board
Mat'l/Dim.: SPCC/1823*400*12




Extensible Floor Leveler
Mat'l/Dim.: ADC12/205*42*60



Height Adjuster
Mat'l/Dim.: ADC12/50*30*110



Frisket
Mat'l/Dim.: SPCC/170*65*50



Cable Fasten Frame
Mat'l/Dim.: AL6063T5



Protective Bar
Mat'l/Dim.: SPCC/520*155*38



Copper Earthing Terminal
Mat'l/Dim.: copper/20x5, Φ4mm or Φ5mm



8-port Power Socket Stripe
Mat'l/Dim.: (110V/220V/15A)




1U External Power Socket Stripe
(250V/15A)(110V/15A)
Mat'l/Dim.: AL/482*60*44



Noiseless Radiative Fan Unit
Mat'l/Dim.: SPCC/42*177*450




Air Conditioner for 19" Cabinet Rack




Cabinet Rack Type UPS
Mat'l/Dim.: 1KV~3KV




Angle Support
Mat'l/Dim.:
AL6063T5/540*38*55*30/690*38*55*30
AL6063T5/540*38*38*30/690*38*38*30




Reinforce Shelf
Mat'l/Dim.: SPCC/445*550*21/
445*700*21



Supporting Plate
Mat'l/Dim.: AL/445*400*15/
445*550*15




1U, 2U Space Plate
Mat'l/Dim.: AL/SPCC/482*400*88
AL/SPCC/482*400*44



2U Keyboard Tray
Mat'l/Dim.: SPCC/482*400*88




1U Keyboard Tray
Mat'l/Dim.: SPCC/482*390*44




Movable Shelf Plate
Mat'l/Dim.: STEEL/D: 400mm, D: 500mm



SERVER Exclusive Drawing Plate
Mat'l/Dim.: SPCC/D: 500, 700



Fixed Working Table
Mat'l/Dim.: AL6063T5/360*532*3t



Drawer Unit
Mat'l/Dim.: STEEL/400*481.5*177



Monitor Bracket
Mat'l/Dim.: SPCC/482*440*400



Air Filter
Mat'l/Dim.: 4-ply combined/
133*482*14



Vent Panel
Mat'l/Dim.: AL/W482*H*D15
(H: 1U, 2U, 3U, 4U, 5U, 6U, 12U)

19" Cable Management



P/N: AKE311A-1U

1 Unit cable management, with plastic holder

Material: SPCC Weight: 0.45kg Thickness: 1.5 mm
 Finished: Painting Packaged: 0.026 Cuft (L49.5xW2.5xH6cm)



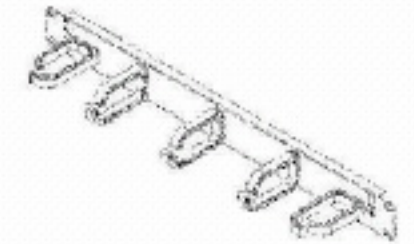
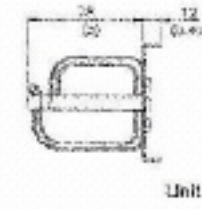
1. Put the cable holder into the panel's hole
 2. Push it into correct location
- * Attention: To install the holder horizontal or vertical by your choice.







P/N: AKE311A-2U

2 Unit cable management, with plastic holder


Material: SPCC Weight: 0.65kg Thickness: 1.5 mm
 Finished: Painting Packaged: 0.14 Cuft (L55.7xW7.5xH10cm)



1. Put the cable holder into the panel's hole
 2. Push it into correct location
- * Attention: To install the holder horizontal or vertical by your choice.



1U Space Panel-Manages cables on front and rear of rack. Includes 40mmX40mm duct on front 25mmX60mm duct on rear (PL-MN120)



2U Space Panel-Manages cables on front and rear of rack. Includes 80mmX80mm duct on front 60mmX80mm duct on rear (PL-MN130)