


# Home Networking System



## Metal Case Only

**KHN01 / WH**

Small Size, H14.38" x W14.38" x D3.6"

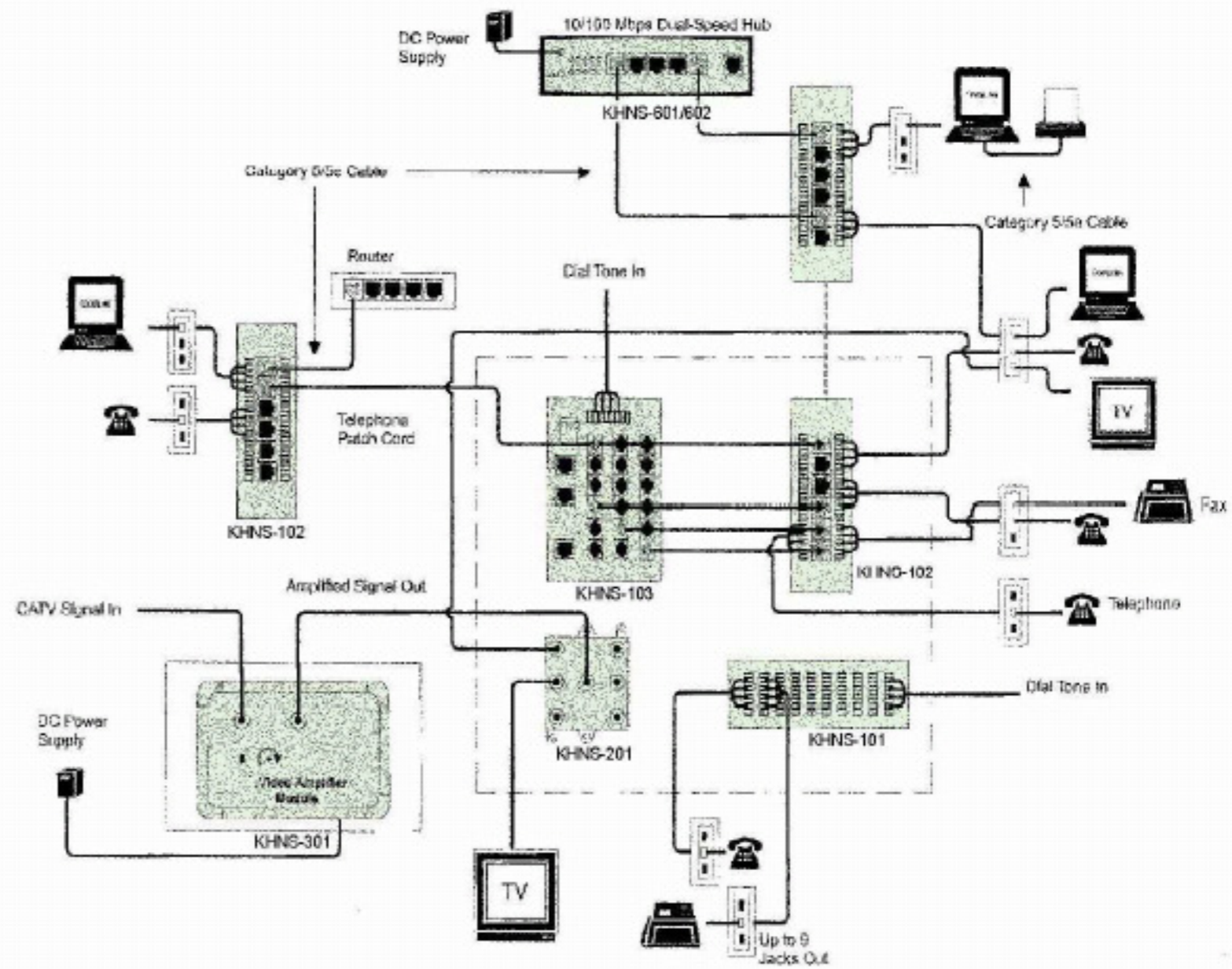
**KHN02 / WH**

Medium Size, H28" x W14.38" x D3.6"

**KHN03 / WH**

Large Size, H42" x W14.38" x D3.6"

◆ Color : WH=White, IV=Ivory



**KHNS-101 / WH**

Telephone Module



**KHNS-102 / WH**

CAT.5E Voice & Data Module



**KHNS-103 / WH**

Telephone Distribution Module



**KHNS-301 / WH**

Video Amplifier, one way  
110 VAC, 60Hz



**KHNS-201 / WH**

6-Way Video Splitter



**KHNS-401 / WH**

Video Splitter & Telephone  
Module



**KHNS-402 / WH**

Tel. Module & Voice/Data  
Module, & Video Splitter



**KHNS-403 / WH**

Voice/Data Module & Tel.  
Distribution Module &  
Video Splitter



**KHNS-501 / WH**

3 PCs of Voice/Data Module  
& Tel. Distribution Module



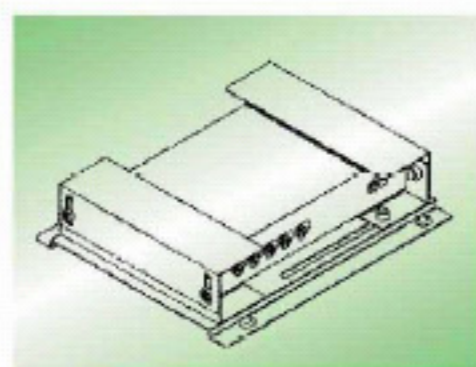
**KHNS-502 / WH**

4 PCs of Voice/Data Module  
& Tel. Distribution Module



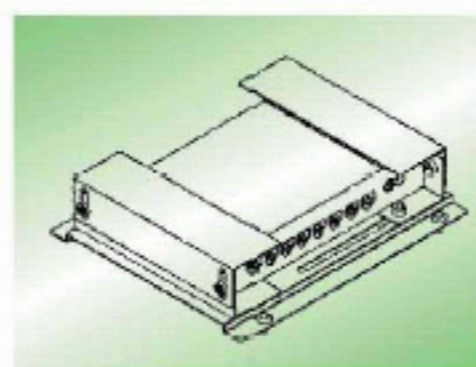
**KHNS-404 / WH**

2 PCs of Voice/Data Module  
& Tel. Distribution Module &  
Video Splitter



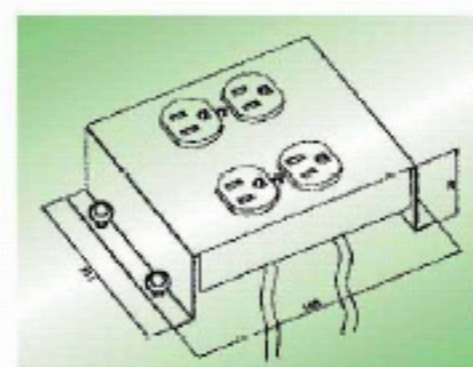
**KHNS-601 / WH**

5 Port 10/100 Base-T  
Ethernet Hub



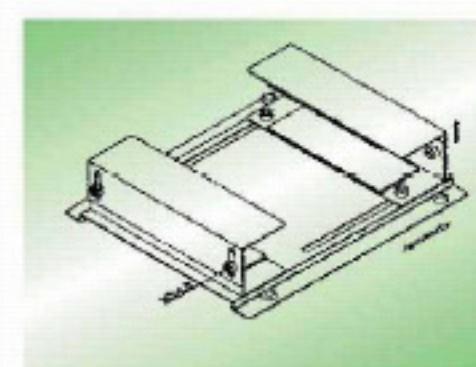
**KHNS-602 / WH**

8 Port 10/100 Base-T  
Ethernet Hub



**KHNS-701 / WH**

AC Power Block  
Input: 125VAC, 15A



**KHNS-6H / WH**

Adjustable Clamp for  
Ethernet Hub

# Networking Cabinet Rack

## NE2 19"/23" ELECTRONIC CABINET RACK


### Standard Model:

Model No.	HI	HO	DI	DO	U
	Inward Height	Outward Height	Inward Depth	Outward Depth	Unit
NE2-30-90	1334	1548	820	900	30
NE2-35-90	1556	1770	820	900	35
NE2-41-90	1823	2037	820	900	41
NE2-45-90	2001	2215	820	900	45

WI		WO	
Inward Wedth		Outward Wedth	
19"	451	19"	600
23"	553	23"	702

\*1U=1.75inchs=44.45mm; Standard unit=mm

**Heavy Duty Type**  
**Aluminum Pillar & Frame**



## NE3 INTELLIGENCE ELECTRONIC CONTROL CABINET RACK FOR TEMPERATURE & HUMIDITY



WI		WO	
Inward Wedth		Outward Wedth	
19"	451	19"	600
23"	553	23"	702

\*1U=1.75inchs=44.45mm; Standard unit=mm

**Total Solution Type**  
**Aluminum Pillar & Frame**

### Standard Model:

Model No.	HI	HO	DI	DO	U
	Inward Height	Outward Height	Inward Depth	Outward Depth	Unit
NE3-35-90/100/110	1556	1770	820/920/1020	900/1000/1100	35
NE3-41-90/100/110	1823	2037	820/920/1020	900/1000/1100	41

## AWD 19"/23" ELECTRONIC CABINET RACK

### Standard Model:

Model No.	HI	HO	DI	DO	U
	Inward Height	Outward Height	Inward Depth	Outward Depth	Unit
AWD-41-62	1823	2016	550	620	41
AWD-41-77	1823	2016	770	770	41
AWD-41-90	1823	2016	830	900	41

WI		WO	
Inward Wedth		Outward Wedth	
19"	451	19"	800
23"	553	23"	800

\*1U=1.75inchs=44.45mm; Standard unit=mm

**Wide enhanced Type**  
**Aluminum Pillar & Frame**



## New Open Type (Double Section on Sale)

### 19" Wall-mounted Electronic Cabinet Rack

Type: Single section/Double section

### Standard Model:

Model No.	HI	HO	DO	WI	WO	U
	Inward Height	Outward Height	Outward Depth	Inward Wedth	Outward Wedth	Unit
WA-0650	267	302	500	451	519	06
WA-0850	356	388	500	451	519	08
WA-1050	445	480	500	451	519	10
WA-1250	534	569	500	451	519	12
WA-1550	710	745	500	451	519	15

\*1U=1.75inchs=44.45mm; Standard unit=mm

**Aluminum Pillar & Frame**



## New Open Type 19"/23" ELECTRONIC CABINET RACK

**Aluminum Pillar & Frame**

### Standard Model:

Model No.	HI	HO	19"		23"		U
	Inward Height	Outward Height	WI	WO	WI	WO	Unit
New-Open-15U	667	797	451	535	553	655	15
New-Open-30U	1334	1464	451	535	553	655	30
New-Open-35U	1556	1686	451	535	553	655	35
New-Open-41U	1823	1953	451	535	553	655	41
New-Open-45U	2000	2130	451	535	553	655	45

\*1U=1.75inchs=44.45mm; Standard unit=mm

\*WO=Outward Wedth ; WI=Inward Wedth




## WD 19"/23" ELECTRONIC CABINET RACK

**Standard Type**  
**Size : 15U~45U**  
**Aluminum Pillar & Frame**

WI		WO	
Inward Wedth		Outward Wedth	
19"	451	19"	600
23"	553	23"	702

\*1U=1.75inchs=44.45mm; Standard unit=mm



### Standard Model:

Model No.	HI	HO	DI	DO	U
	Inward Height	Outward Height	Inward Depth	Outward Depth	Unit
WD-15-62/77/90	668	860	550/700/830	620/770/900	15
WD-20-62/77/90	889	1083	550/700/830	620/770/900	20
WD-25-62/77/90	1112	1305	550/700/830	620/770/900	25
WD-30-62/77/90	1334	1527	550/700/830	620/770/900	30
WD-35-62/77/90	1556	1749	550/700/830	620/770/900	35
WD-41-62/77/90	1823	2016	550/700/830	620/770/900	41