

**Standard:**

- Comply with ANSI/EIA RS-310-D IEC297-2 DIN41494;PART1 DIN41494;PART7, ETSI standard

Feature:

- Exquisite design with precise dimension and craftsmanship
- Toughened glass door with popular gray color, vented front door border and rear door
- Adjustable feet and heavy duty castors are available simultaneously
- Cable entry on the top cover and bottom panel with adjustable sizes
- Optional installation of plinth to enable cabinets fixation, under-base cable entry/ventilation;
- Efficient and reliable cabinet connection by baying kit
- Removable side panels to ease maintain
- Around 1/3 assembled original volume when flat pack.

Material:

- SPCC cold rolled steel
Thickness: mounting profile 2.0mm mounting angle 1.5mm, others 1.2mm

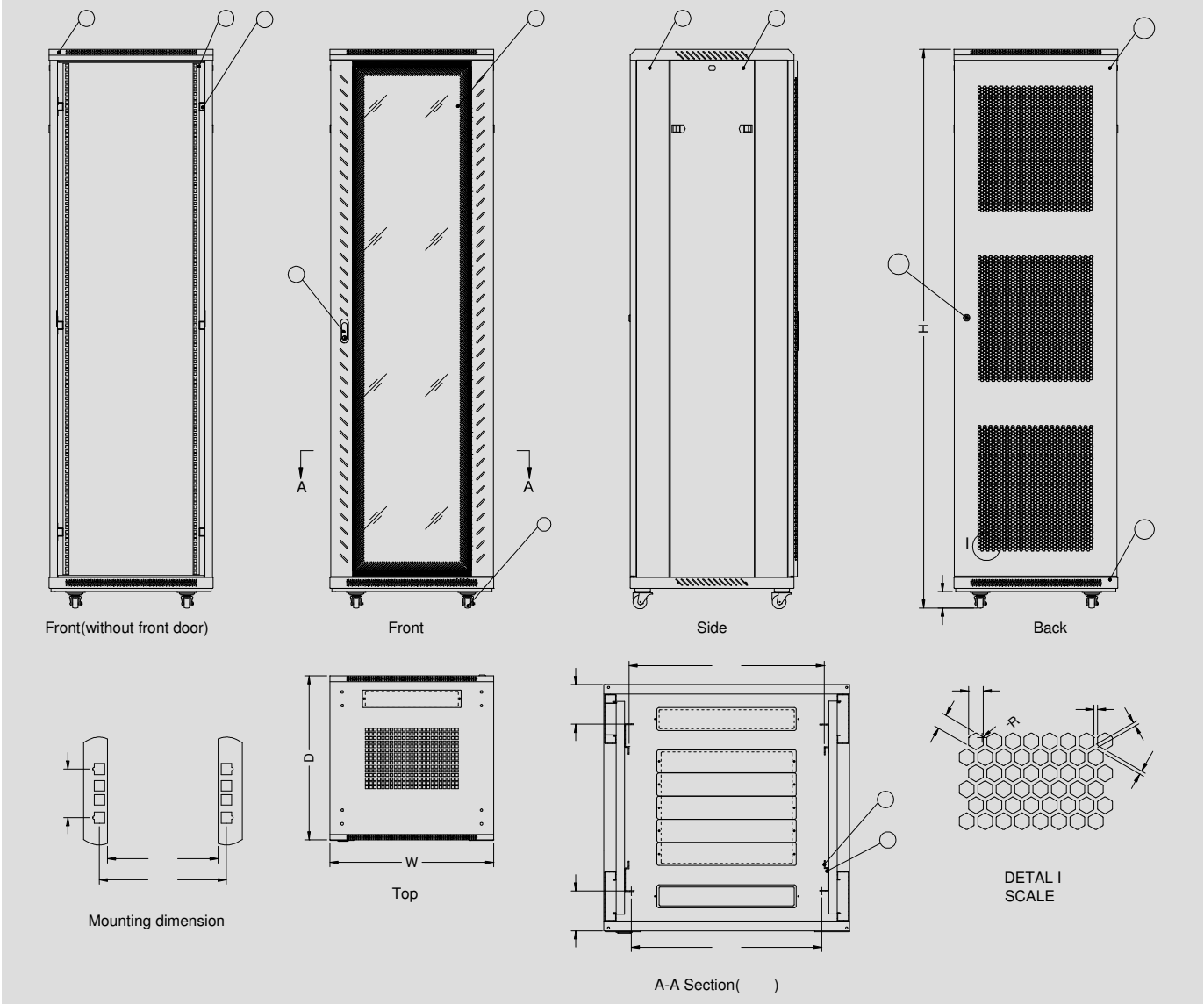
Surface finish:

- Degreasing, pickling, phosphoric, powder coated

Loading capacity:

- Static loading: 800KG

Main Dimension



Main parts

| S/N | Specification | Quantity | Unit | Material | Surface finish | Remark |
|-----|----------------------------|----------|-------|-----------------------------|----------------|---------------------|
| 1 | Top cover | 1 | Piece | SPCC cold rolled steel t1.2 | Powder coated | --- |
| 2 | Mounting profile | 4 | Piece | SPCC cold rolled steel t2.0 | Powder coated | --- |
| 3 | Mounting angle | 6 | Piece | SPCC cold rolled steel t1.5 | Powder coated | 4pcs for lower 32U |
| 4 | Advanced moon-shaped lock | 1 | Piece | --- | Black | With 2 keys |
| 5 | Toughened glass front door | 1 | Piece | Toughened glass/ t1.2 SPCC | Powder coated | --- |
| 6 | avy duty castor | 4 | Piece | --- | --- | --- |
| 7 | Frame | 2 | Piece | SPCC cold rolled steel t1.2 | Powder coated | --- |
| 8 | Side panel | 2 | Piece | SPCC cold rolled steel t1.2 | Powder coated | --- |
| 9 | Small round Lock | 1 | Piece | --- | Nickel coated | With 2 keys |
| 10 | Hexagonal -hole rear door | 1 | Piece | SPCD cold rolled steel t1.2 | Powder coated | Hexagonal vent |
| 11 | Bottom panel | 1 | Piece | SPCC cold rolled steel t1.2 | Powder coated | --- |
| 12 | M6 B-head screw | 20 | Piece | Steel | Color zinc | 40 pcs for over 32U |
| 13 | M6 square nut | 20 | Piece | Steel | Color zinc | 40 pcs for over 32U |
| 14 | Allen wrench | 1 | Piece | Steel | Black | --- |
| 15 | M12 adjustable feet | 4 | Piece | --- | --- | --- |

Specification:

| Model No. | Capacity (U) | Width (mm) | Depth (mm) | Height (mm) | Packing Dimension W*D*H | Volume (CBM) | | |
|------------|--------------|---------------|---------------|---------------|-------------------------|--------------|---------------|--------------|
| A4.6618. 1 | 18 | 600 | 600 | 988 | 670*670*1028 | 0.4615 | | |
| A4.6818. 1 | | | 800 | | 670*870*1028 | 0.5992 | | |
| A4.6918. 1 | | | 900 | | 670*970*1028 | 0.6681 | | |
| A4.6018. 1 | | | 1000 | | 670*1070*1028 | 0.7370 | | |
| A4.6622. 1 | 22 | 600 | 600 | 1166 | 670*670*1196 | 0.5369 | | |
| A4.6822. 1 | | | 800 | | 670*870*1196 | 0.6971 | | |
| A4.6922. 1 | | | 900 | | 670*970*1196 | 0.7774 | | |
| A4.6022. 1 | | | 1000 | | 670*1070*1196 | 0.8574 | | |
| A4.6627. 1 | 27 | 600 | 600 | 1388 | 670*670*1418 | 0.6460 | | |
| A4.6827. 1 | | | 800 | | 670*870*1418 | 0.8266 | | |
| A4.6927. 1 | | | 900 | | 670*970*1418 | 0.9216 | | |
| A4.6027. 1 | | | 1000 | | 670*1070*1418 | 1.0166 | | |
| A4.6632. 1 | 32 | 600 | 600 | 1610 | 670*670*1640 | 0.7362 | | |
| A4.6832. 1 | | | 800 | | 670*870*1640 | 0.9560 | | |
| A4.6932. 1 | | | 900 | | 670*970*1640 | 1.0658 | | |
| A4.6032. 1 | | | 1000 | | 670*1070*1640 | 1.1757 | | |
| A4.6637. 1 | 37 | 600 | 600 | 1833 | 670*670*1863 | 0.8363 | | |
| A4.6837. 1 | | | 800 | | 670*870*1863 | 1.0859 | | |
| A4.6937. 1 | | | 900 | | 670*970*1863 | 1.2108 | | |
| A4.6037. 1 | | | 1000 | | 670*1070*1863 | 1.3356 | | |
| A4.6237. 1 | 42 | 600 | 1200 | 2055 | 670*1270*1863 | 1.5852 | | |
| A4.6642. 1 | | | 600 | | 600 | 670*670*2085 | 0.9360 | |
| A4.6842. 1 | | | | | 800 | 670*870*2085 | 1.2153 | |
| A4.6942. 1 | | | | | 900 | 670*970*2085 | 1.3550 | |
| A4.6042. 1 | | 1000 | | | 670*1070*2085 | 1.4947 | | |
| A4.6242. 1 | | 800 | 1200 | | 670*1270*2085 | 1.7741 | | |
| A4.8642. 1 | | | 600 | | 600 | 870*670*2085 | 1.2513 | |
| A4.8842. 1 | | | | | 800 | 870*870*2085 | 1.5781 | |
| A4.8942. 1 | | | | | 900 | 870*970*2085 | 1.7595 | |
| A4.8042. 1 | | 1000 | | | 870*1070*2085 | 1.9409 | | |
| A4.8242. 1 | | 47 | 600 | | 1200 | 2277 | 870*1270*2085 | 2.3037 |
| A4.6647. 1 | | | | | 600 | | 600 | 670*670*2307 |
| A4.6847. 1 | 800 | | | 670*870*2307 | | | 1.3448 | |
| A4.6947. 1 | 900 | | | 670*970*2307 | | | 1.4993 | |
| A4.6047. 1 | 1000 | | 670*1070*2307 | 1.6539 | | | | |
| A4.6247. 1 | 800 | | 1200 | 670*1270*2307 | 1.9630 | | | |
| A4.8647. 1 | | | 600 | 600 | 870*670*2307 | | 1.3448 | |
| A4.8847. 1 | | | | 800 | 870*870*2307 | | 1.7462 | |
| A4.8947. 1 | | 900 | | 870*970*2307 | 1.9469 | | | |
| A4.8047. 1 | 1000 | 870*1070*2307 | | 2.0673 | | | | |
| A4.8247. 1 | | | 1200 | | 870*1270*2307 | 2.5490 | | |



Definition of ornament strip color

| |
|---|
| A4. . 9 |
| dark blue |
|  |

Definition of body color

| | |
|---------|---------|
| . . 0 | . . 1 |
| RAL7035 | RAL9004 |

Color

| | |
|---|---|
| RAL9004 | RAL7035 |
|  |  |