


Cat.6 Screened Snap-in Patch Panel




- (1) High density, shielded keystone
- (2) Support bar design




Feature

- Neat Flush Surface in Front View
- High Density Structure - 1 Unit 24 Port Save Space
- Grounding Method with Better Performance
- Dual-Wall Design Make Ordered and Firm
- Support Bar - Avoid Cable Bending
- Delta Certified Cat.6 Screened Connecting Hardware Performance

Cat.6 2U 48way Snap-in Patch Panel



- (1) High density, 2U for 48 port
- (2) Keystone changeable



Feature

- 2U 48Way High Density Structure Save Space
- Port Number Printing - Good for Cable Management
- Neat Cable Arrangement
- Snap-in Structure Easy For Maintenance
- GHMT Certified Cat.6 Connecting Hardware Performance